




FAMILY CAMP

ADVENTURE PACKING GUIDE

- 02** General Packing List
- 03** Campground Complete Packing List
- 05** Pine Lodge Packing List
- 06** Dorms Packing List
- 07** Helpful Tips from the Pros



GENERAL PACKING LIST

EVERYONE STARTS HERE:

- Modest clothing
- Modest pajamas *(you never know who you will meet on the way to the bathhouse!)*
- Theme Day outfits *(See schedule for Western Day, Stick Horse Rodeo, or Heritage Day)*
- Jackets
- Toiletries
- Phone chargers
- Games
- Laundry soap/dryer sheets/quarters
- Tablecloth and/or picnic blanket
- Water bottles *(putting names on them helps)*
- Boots or sneakers *(because of sand spurs)*
- Insect repellent/sunscreen
- Bicycles/helmets
- Stroller/wagon
- Sand toys/campsite toys
- Glow sticks *(just for fun!)*



I DON'T WANT TO FORGET:

- _____
- _____
- _____
- _____
- _____
- _____
- _____

“Bring a water bottle for each family member and refill them with a water jug.”

CAMPGROUND PACKING LIST

Cross off what doesn't apply to your family, then use the list to make sure you don't forget anything!

KITCHEN:


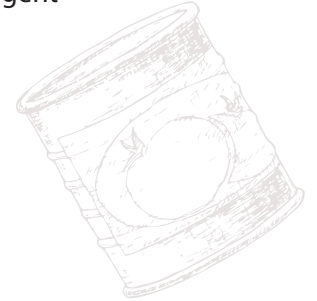
- Bottled water (individual and/or gallon)
- Water funnel
- Water buckets
- Recipes
- Ice packs (or frozen water bottles)
- Ice chest
- Food
- Totes/bins for non perishable food
- Folding table
- _____
- _____
- _____

COOKING SUPPLIES:

- Coffee pot
- Hot water kettle
- Can opener
- Griddle
- Matches, lighter fluid, fire starters,
- Kindling/firewood/charcoal briquettes
- Lighter
- Portable grill
- Cook stove
- Dutch oven
- Cowboy grill
- Oven mitts/hot pads
- Propane
- Fire pit tripod
- Roasting sticks
- Crock pot/plastic liners
- Pans, cookie sheet
- Large stock pot
- Skillet
- Strainer/colander
- Tongs (for grilling/salads)
- Cutting boards & knife with case
- Hand mixer/beater
- Refrigerator
- Long handled spatula
- Ladle
- Vegetable peeler
- _____

HOUSEHOLD SUPPLIES:

- Cleaning supplies
- Dish soap, hand soap, detergent
- Scrubbies
- Rags
- Plasticware
- Plates/bowls
- Plastic & hot drink cups
- Paper towels
- Grill bags
- Toiletries
- Toilet paper
- Tissues
- Wet wipes
- Heavy duty foil
- Plastic containers
- Ziplocs/snack baggies
- Trash bags
- Table cloths for outside tables
- Table cloth clips
- _____
- _____
- _____



“Pre-planning meals and bringing kitchen supplies based on what you need helps keep down unnecessary supplies.”

“I make meals ahead and freeze them so I can throw them in the crockpot.”

CAMPING SUPPLIES:

- Clothes rack for vehicle
- Sleeping tents
- Pavilion tent
- Tent stakes
- Hammock
- Sleeping bags/cots
- Bedding
- Old towels
- Air mattress and pump
- Camp chairs
- Lantern hanging pole
- Tarps
- Rope
- Bungee cords
- Outdoor mat
- Flashlights
- Batteries
- Headlamp
- Lanterns
- Heater (for tents)
- Fan
- Shovel
- Rake
- Ax/hatchet
- Extension cords
- Power strip
- Bikes, air pump, extra tubes/slime
- Wrenches/hand tools
- Hammer
- Solar lights
- Campsite lights/decorations
- Broom/dustpan or blower
- Bricks to build around the fire
- _____
- _____
- _____

I DON'T WANT TO FORGET:


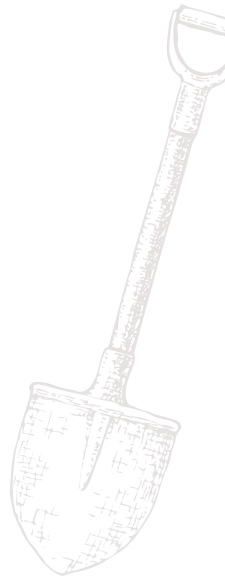
- _____
- _____
- _____
- _____
- _____
- _____
- _____

BABY/TODDLER GEAR:

- Baby carrier/backpack
- A good stroller (*sand and roots prevalent*)
- Bike trailer/bike baby seat
- Pack 'n Play and/or Play yard
- Warm sleepwear
- Blankets
- Baby seat/toddler chair/booster seat
- Quiet toys for camp meeting
- No-spill cups
- Snack cup
- Portable potty
- Baby-safe insect repellent
- Toddler life jacket (*if canoeing*)

MISCELLANEOUS:

- Ear plugs
- Ear buds
- Walkie-talkies
- Phone chargers
- Fishing poles/tackle
- Sunscreen/hats
- Permanent markers
- Musical instruments
- Song sheets
- Corn hole
- Board games
- Sand toys/balls
- Glow sticks
- First Aid Kit
- Medicine & ointments
- Insect repellent/bug trapper
- Shower shoes
- Ponchos/Rain jackets
- Rain Boots
- Umbrellas



PINE LODGE CABINS LIST

Linens and towels are provided, but please note that our cabins and dorms do not have a daily service of changing sheets or towels during Family Camp. There are also refrigerators/freezers located within the Pine Lodge for guest use. Please note that space can be limited with everyone sharing!



IF COOKING IN PINE LODGE:

- Bottled water (individual and/or gallon)
- Recipes
- Food
- Ice packs
- Ice chest (for drinks that don't fit in the fridge)
- Small card table (for food prep outside)
- Totes/bins for non perishable food
- Extension cord/power strip
- Can opener
- Griddle
- Portable grill/cook stove
- Grill mitts
- Propane
- Crock pot/liners
- Pot
- Tongs (for grilling/salads)
- Cutting boards & knife with case
- Long handled spatula/spoons
- Ladle
- Vegetable peeler
- Roasting sticks (BBQ pits available)
- _____
- _____
- _____

MISCELLANEOUS:

- Camp chairs
- Stroller/wagon
- Bicycles/slime for flat tires
- Extra blankets
- Hangers
- Night light
- Decorations & lights
- Toiletries
- Air freshener
- Flashlights (for trips to the bathroom)
- Phone chargers
- Small first aid kit
- Bike light/headlamp
- Fishing poles/tackle
- Insect repellent
- Quarters & laundry soap/dryer sheets
- Small cooler for picnics
- Board games
- Balls
- Shower shoes
- Ponchos/rain jackets
- Rain boots
- Umbrellas
- _____
- _____
- _____

HOUSEHOLD ITEMS:

- Dish soap
- Scrubbies
- Plasticware
- Plates/bowls
- Plastic & hot drink cups
- Paper towels
- Tissues
- Wet wipes
- Foil/plastic wrap
- Plastic containers
- Ziplocs/snack baggies
- Marker/masking tape for labeling
- _____
- _____

“ I bring a foam bed cushion (twin size) to make the sleeping more comfortable. Extra blankets are a must. We also bring our own towels so we don't get them mixed up with all the white ones that everyone uses.”

“ We bring a large water jug to refill with 5 gallons of water and ice and keep it outside our cabin to refill water bottles.”

DORMS PACKING LIST


Linens and towels are provided, but please note that our cabins and dorms do not have a daily service of changing sheets or towels during Family Camp. Kitchenettes have a microwave and a fridge/freezer, but do not have a stove.

IF BRINGING FOOD:

- Paper towels
- Plasticware
- Plates/bowls
- Bottled water (individual and/or gallon)
- Cutting boards & knife
- Can opener
- Wet wipes
- Small cooler for picnics
- Ziplocs/snack baggies
- Masking tape/markers for labeling food
- _____
- _____
- _____

MISCELLANEOUS:

- Liquid hand soap
- Extra hand towels
- Personal pillows
- Quarters & laundry soap/dryer sheets
- Tissues
- Toiletries
- Air freshener
- Power strip
- Phone chargers
- Portable fan or heater
- Camp chairs/folding chairs
- Stroller/wagon
- Bicycles/slime for flat tires
- Night light
- Fishing poles/tackle
- Insect repellent
- Board games
- Balls
- Ponchos/rain jackets
- Rain boots
- Umbrellas
- _____
- _____
- _____



“We bring masking tape and a permanent marker to put our name on our food items in the community fridge.”

“I don’t like those very small soap bars for hand and shower soap, so we bring liquid hand soap.”

“I usually bring some toilet paper, just in case it’s hard to get it when we need it.”

HELPFUL TIPS FROM THE PROS

Our Family Campers share their favorite tips and traditions for extra Family Camp fun—plus making it easy on mom and dad too!



What do you pack just for FUN?

“Glow sticks and necklaces”

“Nerf guns”

“Puzzles”

“Camp chairs, hoodies and bikes”

“Camp chairs, a camp stove, and Christmas lights”

“A good cooler, airbed with memory foam on top, and a non-leaking tent”

“A campervan!”

“A tent, coffee . . . and coffee”



What are your TOP THREE camp gear items?



Best tips for camping with LITTLES?

“Try not to stress about getting anywhere exactly on time or that the kids need to be perfectly clean or spotlessly dressed.”

“Bring picnic blankets they can play on, and sound machines for nap times.”

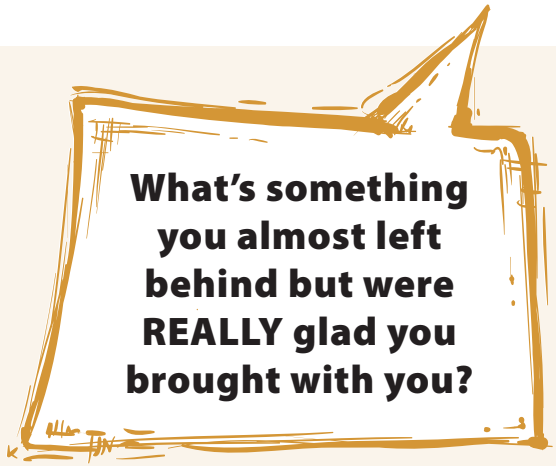
“Double up baby’s zippered sleepers so you know they stay warm at night.”

“A toothbrush”

“Bicycles, skates and s’mores makings!”

“My instrument!”

“Boots and warm pajamas”



What’s something you almost left behind but were REALLY glad you brought with you?



**What's your
favorite camp
kitchen cooking
hack?**

“Crack all the eggs before you leave, and put them in a Ziploc. Put enough for one breakfast in each bag. Makes transportation easy and takes up less space in the cooler.”

“DON'T FORGET THE COFFEE!!”

“Freeze water bottles instead of ice in the cooler.”

“I freeze dinners I cooked at home and use these as my ice for the drive. It lets me squeeze everything into the ice chest. We always bring lasagna, chili, enchiladas and gumbo. We want to spend our time having fun—not cooking!”

“Foil packet dinners”

“My favorite hack is having a propane coffee maker to make my coffee with each morning (stumbled on a propane coffee maker in the Walmart clearance section). It's much more enjoyable to cook breakfast on the fire while holding a nice hot cup of coffee than to cook while waiting for the campfire coffee to brew.”

“Hot dogs and s'mores”

“I make some meals ahead so I can freeze them and then just have to thaw them out and reheat. It means less ingredients that I have to bring along, plus it saves a whole lot of time. We make Pioneer Woman's recipe for sloppy Joe's, chili, hamburgers (I mix up and freeze into patties), and chicken noodle soup (I leave out the noodles and add when reheating it so they don't get mushy).

Minestrone soup also freezes well.”

“One night during Family Camp we fry sliced potatoes and sausage. It is delicious!”

“Bananas wrapped in tin foil! They get all caramelized in their own sugar. Yum yum!”

“Bagels with cream cheese and boiled eggs are a breakfast favorite. Anything I can I pre-cook and reheat in the crockpot is a favorite dinner for me! Sloppy joes, chili, and taco salad are our go-tos.”



**What
are your
go-to meals for
Family Camping?**